SECT. A–A

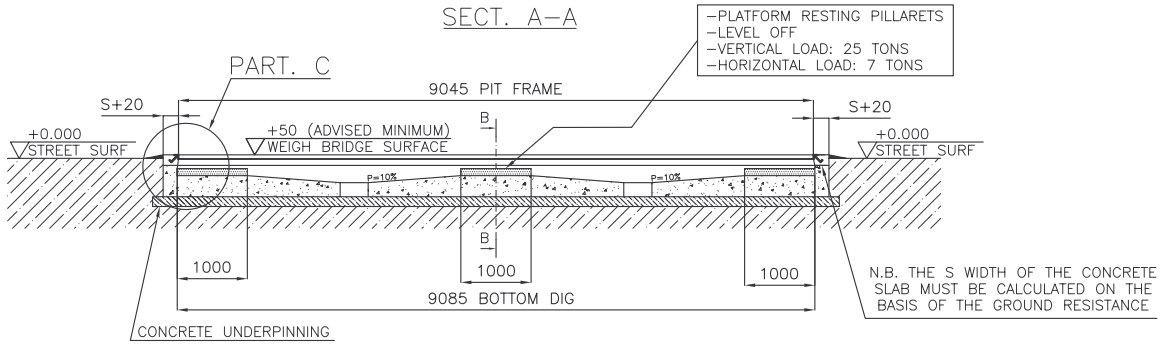

SECT. B–B

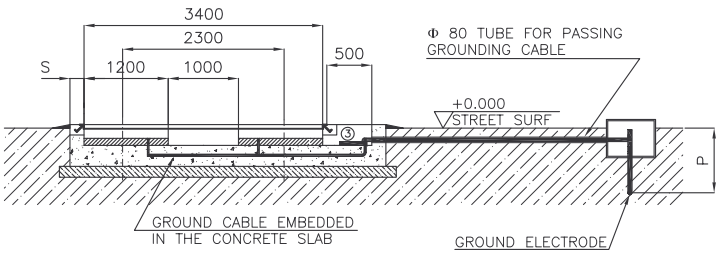

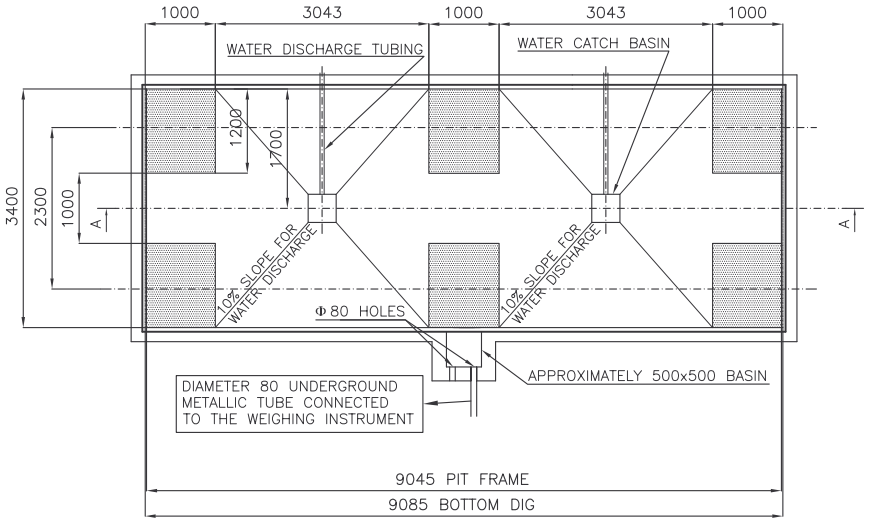

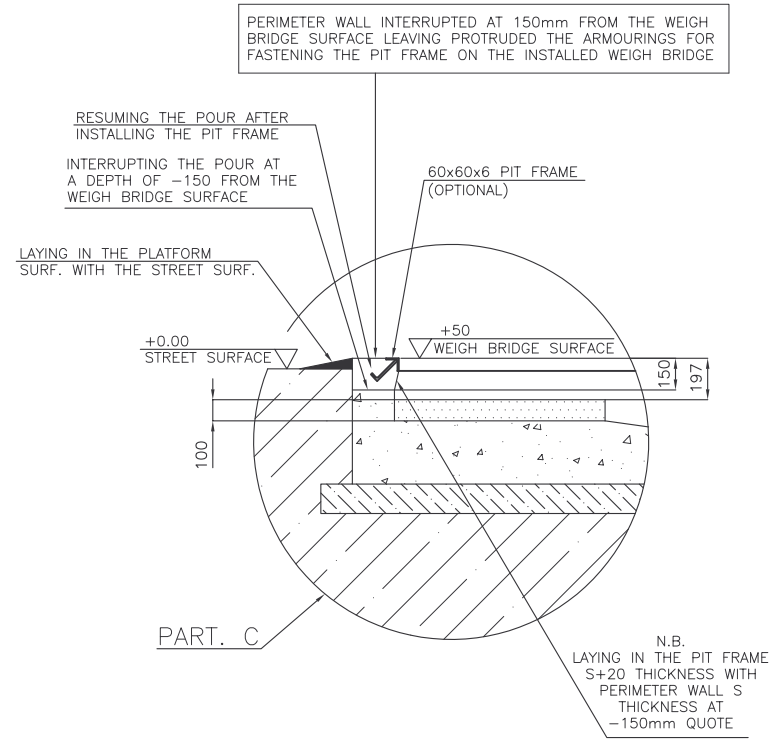

N.B. PLATFORM RESTING PILLARETS MUST ALL BE ON THE SAME LEVEL

① UNCOVERED 50mmq SECTION OF COPPER CABLE EMBEDDED IN THE CONCRETE SLAB CONNECTED TO THE ARMOURING.
IN CORRESPONDENCE TO EACH PLATFORM RESTING PILLARET HAVE ENOUGH CABLE COME OUT OF THE CONCRETE SLAB IN ORDER TO CONNECT IT TO THE WEIGH BRIDGE

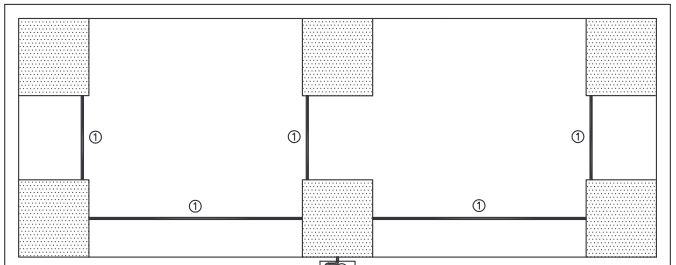

EARTH DIAGRAM:
ALL THE METALLIC ELEMENTS OF THE FOUNDATIONS AND WEIGH BRIDGE MUST BE CONNECTED TO THE EARTH PLATES

③ EQUIPOTENTIAL TERMINAL STRIP:



GROUND ELECTRODES LONG ENOUGH IN ORDER TO HAVE AN OVERALL RESISTANCE OF THE GROUNDING SYSTEM OF LESS THAN 1 OHM. GENERALLY THESE ARE INSTALLED WITH AN (L) LENGTH EQUAL TO 3 TIMES THEIR DEPTH (P).

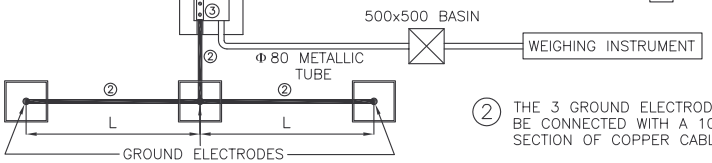

② THE 3 GROUND ELECTRODES MUST BE CONNECTED WITH A 100mm2 SECTION OF COPPER CABLE

DATA	QUOTE SENZA TOLL. UNI EN 22768-1	DIMENSIONE	0–3	3–6	6–30	30–120	120–400	400–1000	1000–2000	2000–4000	>4000	0–10	10–50	50–120	>120
		GROSS.	+-0.2	+-0.3	+-0.5	+-0.8	+-1.2	+-2	+-3	+-4	+-5	+-1°30'	+-1°	+-1°	+-30'
		MEDIO	+-0.1	+-0.1	+-0.2	+-0.3	+-0.5	+-0.8	+-1.2	+-2	+-3	+-1°	+-30'	+-30'	+-15'
		PRECISO	+-0.05	+-0.05	+-0.1	+-0.15	+-0.2	+-0.3	+-0.5	–	–	+-1°	+-30'	+-20'	+-10'
	MATERIALE MATERIAL	–													
MODIFICA	TRATTAMENTI TREATMENTS	–													

DATA-DATE	DISEGN.-DRAWED	APPROV.-APPROVED	SCALA-SCALE	FOGLIO-SHEET
03/07/07	LG	AM	–	A3

DINI ARGEO
Bilance Sistemi per pesare

DESCRIZIONE DESCRIPTION: PIT FOR GROUNDED 9m DTW

NOTE NOTES: –

CODICE CAD CAD CODE: 1209F38

CODICE CODE: –

REV. DIS.